


UNIVERSAL MICROELECTRONICS CO., LTD. ACTIVE DELAY LINES

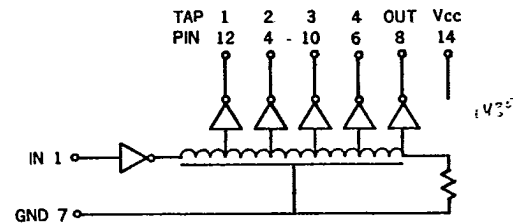
AD14AA SERIES: 14-PIN DIL 5-TAP EQUALLY-SPACED



FEATURES:

- Compatible with TTL Circuits
- 5 Equally-Spaced Delay Taps
- Fits in Standard 14-pin DIL
- Operating Temperature Range: 0°C to +70°C
- Custom Designs (Delays or Pin Layouts) Available upon Request

CIRCUIT AND PIN CONNECTIONS:



ELECTRICAL CHARACTERISTICS

Supply Voltage Vcc: 5.0±0.25 VDC
 Logic 1 Input Voltage: 2.0V min.
 Input Current: 50µA max.
 Logic 0 Input Voltage: 0.8V max.
 Input Current: -2.0mA max.
 Logic 1 Output Voltage: 2.4V min.
 Logic 0 Output Voltage: 0.5V max.
 All measurements made at Vcc=5.0V, 25°C

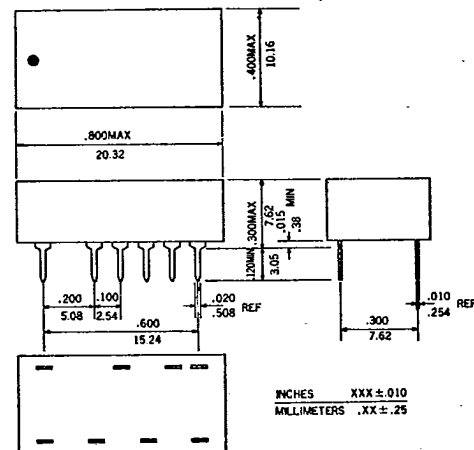
FAN OUT CAPABILITIES

Logic 0 Output: 10 TTL loads/tap max.
 20 TTL loads/unit max.
 Logic 1 Output: 20 TTL loads/unit max.

INPUT TEST CONDITIONS

Pulse Voltage: 3.2V
 Rise Time: 3.0ns
 Supply Current: 60mA typical
 Pulse Width: min. 100% of total delay
 Duty Cycle: 33% or less

PACKAGE DIMENSIONS:



ELECTRICAL SPECIFICATIONS:

PART NO.	TOTAL DELAY(1) ns ±5%	TAP DELAY(1) ns	RISE TIME(2) ns max.
AD14AA025	25 ±2	5 ±2	4
AD14AA050	50	10 ±2	4
AD14AA075	75	15 ±2	4
AD14AA100	100	20 ±3	4
AD14AA125	125	25 ±3	4
AD14AA150	150	30 ±3	4
AD14AA175	175	35 ±3	4
AD14AA200	200	40 ±3	4
AD14AA250	250	50 ±3.5	4
AD14AA300	300	60 ±4	4
AD14AA400	400	80 ±4	4
AD14AA500	500	100 ±5	4

(1) Delays. measured at 1.5V level on leading edge only with no loads on taps.

(2) Rise Time measured from 0.75V to 2.4V with no loads.