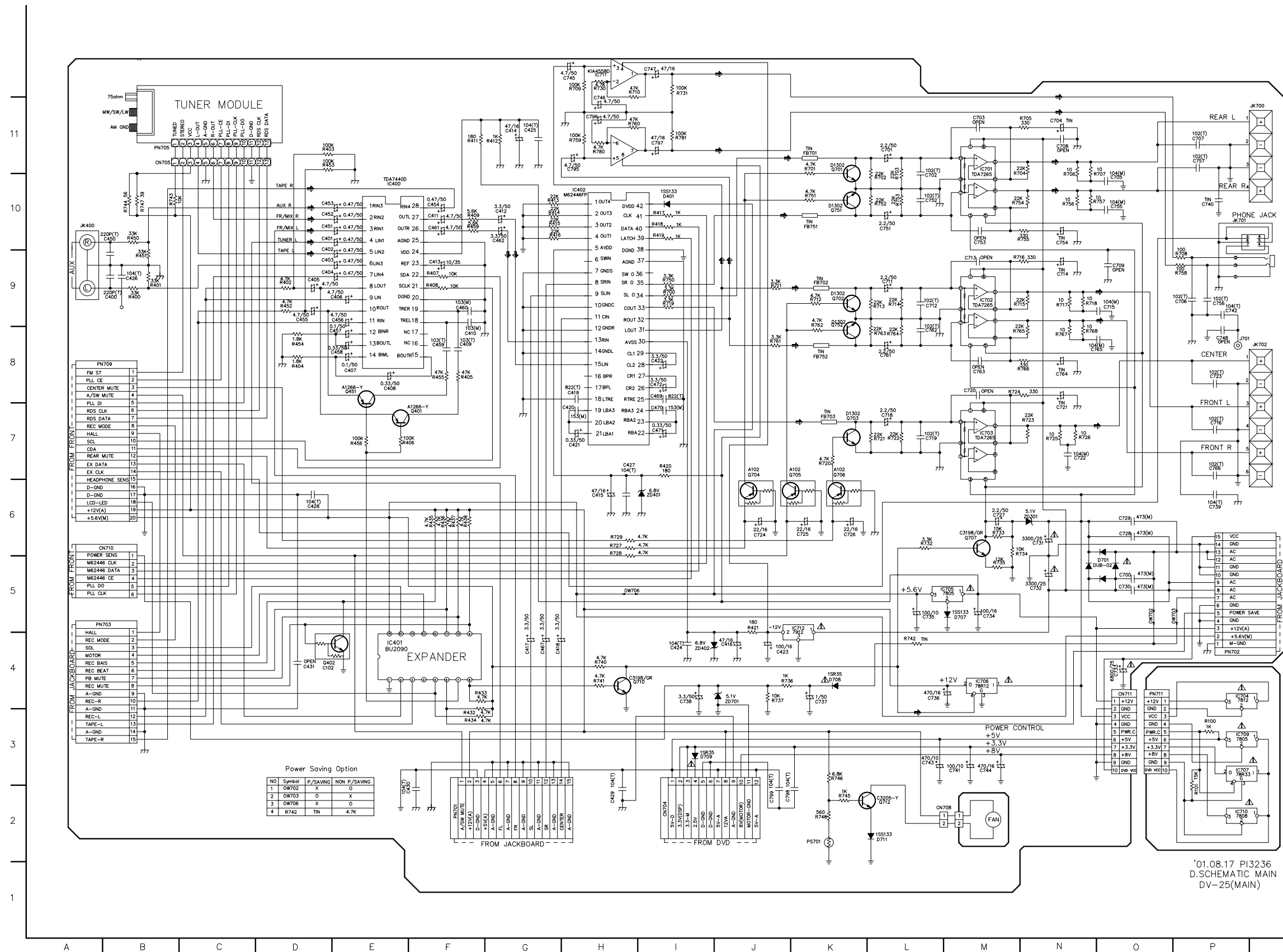


# SHEMATIC DIAGRAMS

## • MAIN SCHEMATIC DIAGRAM

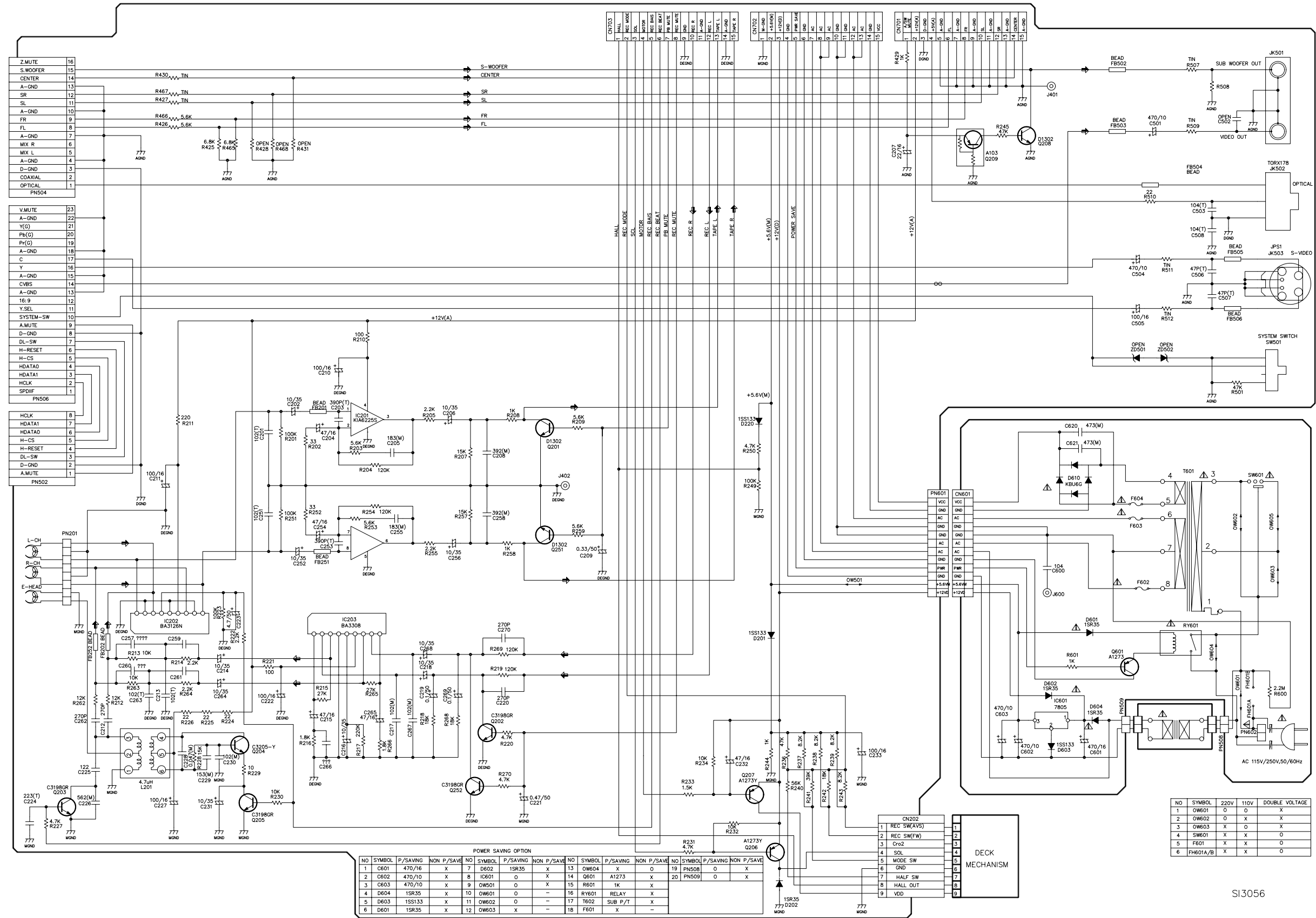
### LOCATION GUIDE



C400	B9	CN705	B11	R720	K7
C401	D10	CN708	L2	R721	L7
C402	D9	CN710	A6	R722	L7
C403	D9	CN711	O4	R723	N7
C404	D9	D401	I0	R724	M8
C405	D9	D701	O5	R725	N7
C406	D9	D707	K5	R726	N7
C407	E8	D708	K4	R727	H6
C408	E8	D709	I3	R728	H6
C409	F8	D711	L2	R729	H6
C410	F8	FB701	K11	R730	H12
C411	F10	FB702	K9	R731	I12
C412	G10	FB703	K7	R732	L6
C413	F9	FB751	K10	R733	M6
C414	G11	FB752	K8	R734	M6
C415	H6	IC400	E10	R735	M5
C416	J4	IC401	E4	R736	J4
C417	G4	IC402	H10	R737	J4
C418	G4	IC701	M11	R740	H4
C419	H8	IC702	M9	R741	H4
C420	H7	IC703	M7	R742	L4
C421	H7	IC704	P4	R743	B10
C422	I8	IC705	L5	R744	B10
C423	J4	IC706	M4	R745	K2
C424	I4	IC707	P3	R746	K3
C425	G11	IC709	P3	R747	B10
C426	B9	IC710	P2	R748	K2
C427	H7	IC711	H12	R750	I9
C428	D6	IC712	K5	R751	K10
C429	H2	J701	P8	R752	L10
C430	F2	JK400	A10	R753	L10
C431	D4	JK700	Q11	R754	M10
C450	B10	JK701	P10	R755	M10
C451	D10	JK702	Q8	R756	N10
C452	D10	OW702	O5	R757	N10
C453	D10	OW703	P5	R758	P9
C454	F10	OW706	H5	R759	H11
C455	D9	PN701	F2	R760	H11
C456	E9	PN702	P4	R761	JB
C457	D8	PN703	A5	R762	K8
C458	D8	PN705	B11	R763	L8
C459	F8	PN709	A8	R764	L8
C460	F9	PN711	O4	R765	M8
C461	F10	PS701	K2	R766	M8
C462	G10	Q401	F7	R767	N8
C463	G4	Q402	D4	R768	N8
C464	I8	Q451	E8	R780	H11
C465	I7	Q701	K11	R781	I11
C466	I7	Q702	K9	ZD301	N6
C467	I8	Q703	K7	ZD401	I6
C468	O5	Q704	J7	ZD402	I4
C469	L11	Q705	J7	ZD701	J4
C470	L10	Q706	K7		
C471	M11	Q707	M6		
C472	O10	Q712	L2		
C473	P9	Q751	K10		
C474	P11	Q752	K9		
C475	N11	R100	P3		
C476	O9	R101	P2		
C477	L9	R400	B9		
C478	L9	R401	B9		
C479	M9	R402	D9		
C480	N9	R403	D11		
C481	O9	R404	D8		
C482	P7	R405	F7		
C483	L7	R406	E7		
C484	L7	R407	F9		
C485	M8	R408	F9		
C486	N7	R409	F10		
C487	N7	R411	F11		
C488	P8	R412	G11		
C489	J6	R413	G10		
C490	K6	R414	G10		
C491	K6	R415	G10		
C492	M6	R416	G10		
C493	O6	R417	I10		
C494	O6	R418	I10		
C495	O5	R419	I7		
C496	N6	R420	I7		
C497	N5	R421	J5		
C498	O4	R432	F3		
C499	M5	R433	F4		
C500	L5	R434	F3		
C501	L4	R435	F6		
C502	K4	R436	F6		
C503	I4	R437	F6		
C504	P6	R438	F6		
C505	P10	R450	B10		
C506	M3	R451	B9		
C507	P9	R452	D9		
C508	L3	R453	D11		
C509	M3	R454	D8		
C510	H12	R455	F8		
C511	H11	R456	E7		
C512	I12	R459	F10		
C513	P8	R700	I9		
C514	L10	R701	K11		
C515	L10	R702	L10		
C516	L10	R703	L10		
C517	N10	R704	M10		
C518	O10	R705	N11		
C519	P9	R706	N10		
C520	P11	R707	N10		
C521	L8	R708	P9		
C522	L8	R709	H12		
C523	M8	R710	H12		
C524	N8	R711	J9		
C525	N7	R712	K9		
C526	P7	R713	L9		
C527	H11	R714	L9		
C528	H11	R715	M9		
C529	I11	R716	M9		
C530	J2	R717	N9		
C531	J2	R718	N9		
C532	J2	R719	I9		



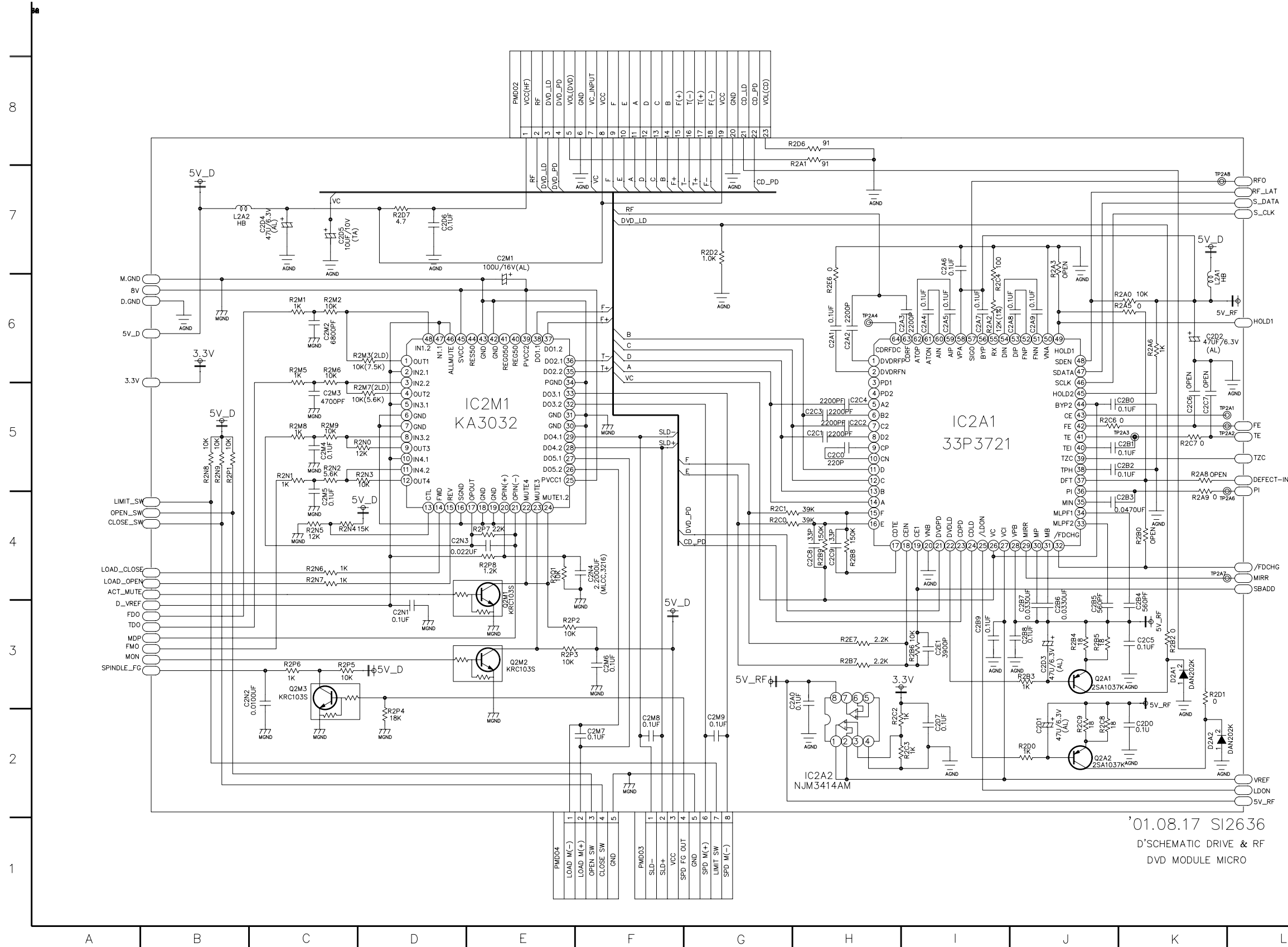
# JACK/DECK/POWER SCHEMATIC DIAGRAM



NO	SYMBOL	220V	110V	DOUBLE VOLTAGE
1	OW601	O	O	X
2	OW602	O	X	X
3	OW603	X	O	X
4	SW01	X	X	O
5	F601	X	X	O
6	FH601A/B	X	X	O

# SCHEMATIC DIAGRAMS

## • DRIVE & RF SCHEMATIC DIAGRAM



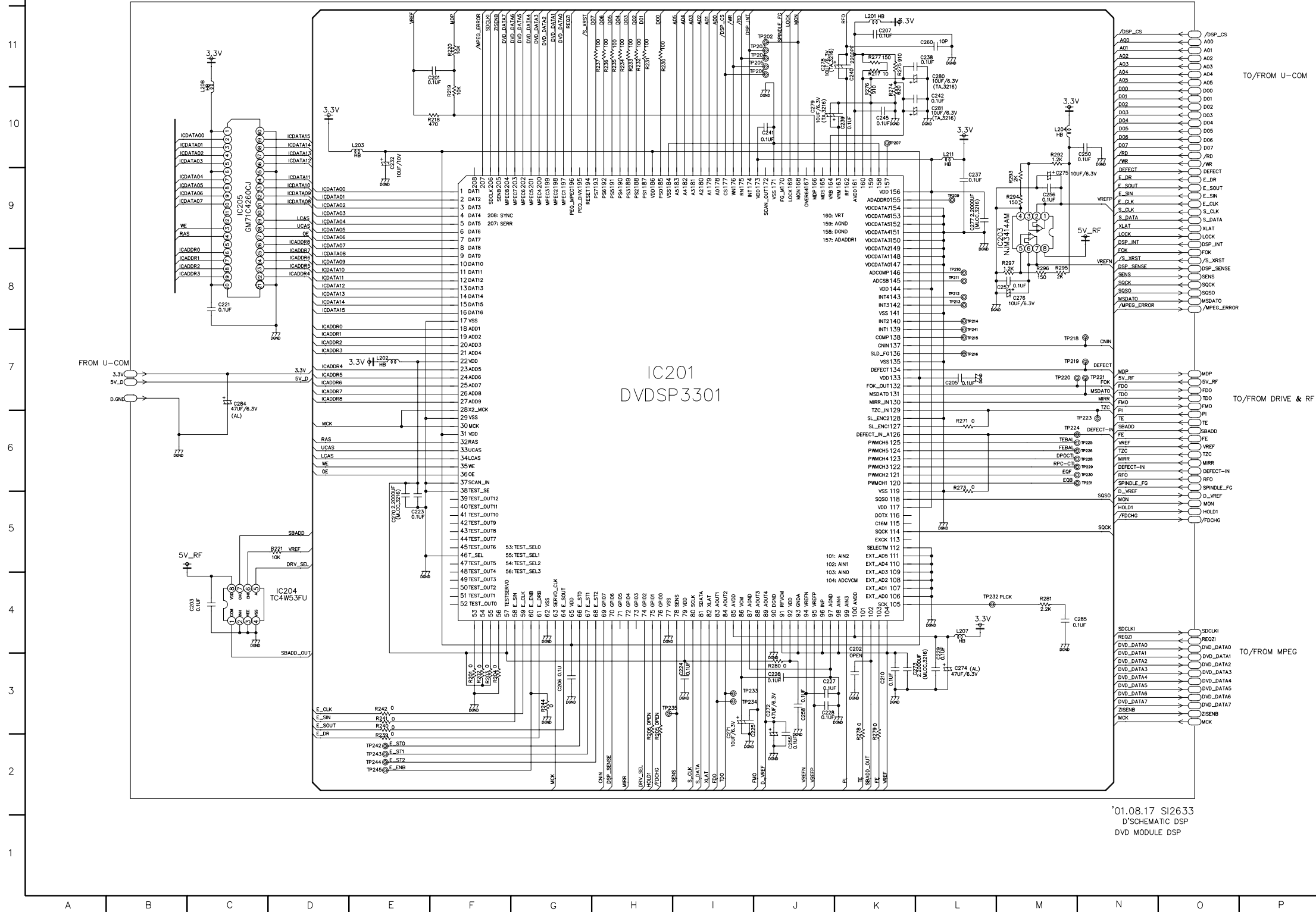
### LOCATION GUIDE

C2A0	H3	Q2A1	J3	R2P2	E3
C2A1	H6	Q2A2	J2	R2P3	E3
C2A2	H6	Q2M1	E3	R2P4	D2
C2A3	I6	Q2M2	E3	R2P5	C3
C2A4	I6	Q2M3	C3	R2P6	C3
C2A5	I6	R2A0	J6	R2P7	E4
C2A6	I6	R2A1	G7	R2P8	E4
C2A7	I6	R2A2	I6	R2Q1	E4
C2A8	J6	R2A3	J6	TP2A1	K5
C2A9	J6	R2A5	J6	TP2A2	K5
C2B0	J5	R2A6	K6	TP2A3	J5
C2B1	K5	R2A8	K5	TP2A4	H6
C2B2	J5	R2A9	K4	TP2A6	K4
C2B3	J4	R2B0	K4	TP2A7	K4
C2B4	K3	R2B2	K3	TP2A8	K7
C2B5	J3	R2B3	J3		
C2B6	J3	R2B4	J3		
C2B7	J3	R2B5	J3		
C2B8	J3	R2B6	I3		
C2B9	I3	R2B7	H3		
C2C0	H5	R2B8	H4		
C2C1	H5	R2B9	H4		
C2C2	H5	R2C0	G4		
C2C3	H5	R2C1	G4		
C2C4	H5	R2C2	H2		
C2C5	K3	R2C3	I2		
C2C6	K5	R2C4	I6		
C2C7	K5	R2C6	J5		
C2C8	H4	R2C7	K5		
C2C9	H4	R2C8	J2		
C2D0	K2	R2C9	J2		
C2D1	J2	R2D0	J2		
C2D2	K6	R2D1	K3		
C2D3	J3	R2D2	G7		
C2D4	C7	R2D6	G8		
C2D5	C7	R2D7	D7		
C2D6	D7	R2E6	H6		
C2D7	I2	R2E7	H3		
C2E1	I3	R2M1	C6		
C2M1	E7	R2M2	C6		
C2M2	C6	R2M3(2LD)	C6		
C2M3	C5	R2M5	C6		
C2M4	C5	R2M6	C6		
C2M5	C4	R2M7(2LD)	C5		
C2M6	F3	R2M8	C5		
C2M7	F2	R2M9	C5		
C2M8	F2	R2N0	C5		
C2M9	G2	R2N1	C5		
C2N1	D3	R2N2	C5		
C2N2	B3	R2N3	C5		
C2N3	D4	R2N4	C4		
C2N4	F4	R2N5	C4		
IC2A1	I5	R2N6	C4		
IC2A2	H2	R2N7	C4		
IC2M1	E5	R2N8	B5		
L2A1	K6	R2N9	B5		
L2A2	B7	R2P1	B5		

'01.08.17 SI2636  
D'SCHEMATIC DRIVE & RF  
DVD MODULE MICRO

# DVD DSP(DIGITAL SIGNAL PROCESSING)SCHEMATIC DIAGRAM

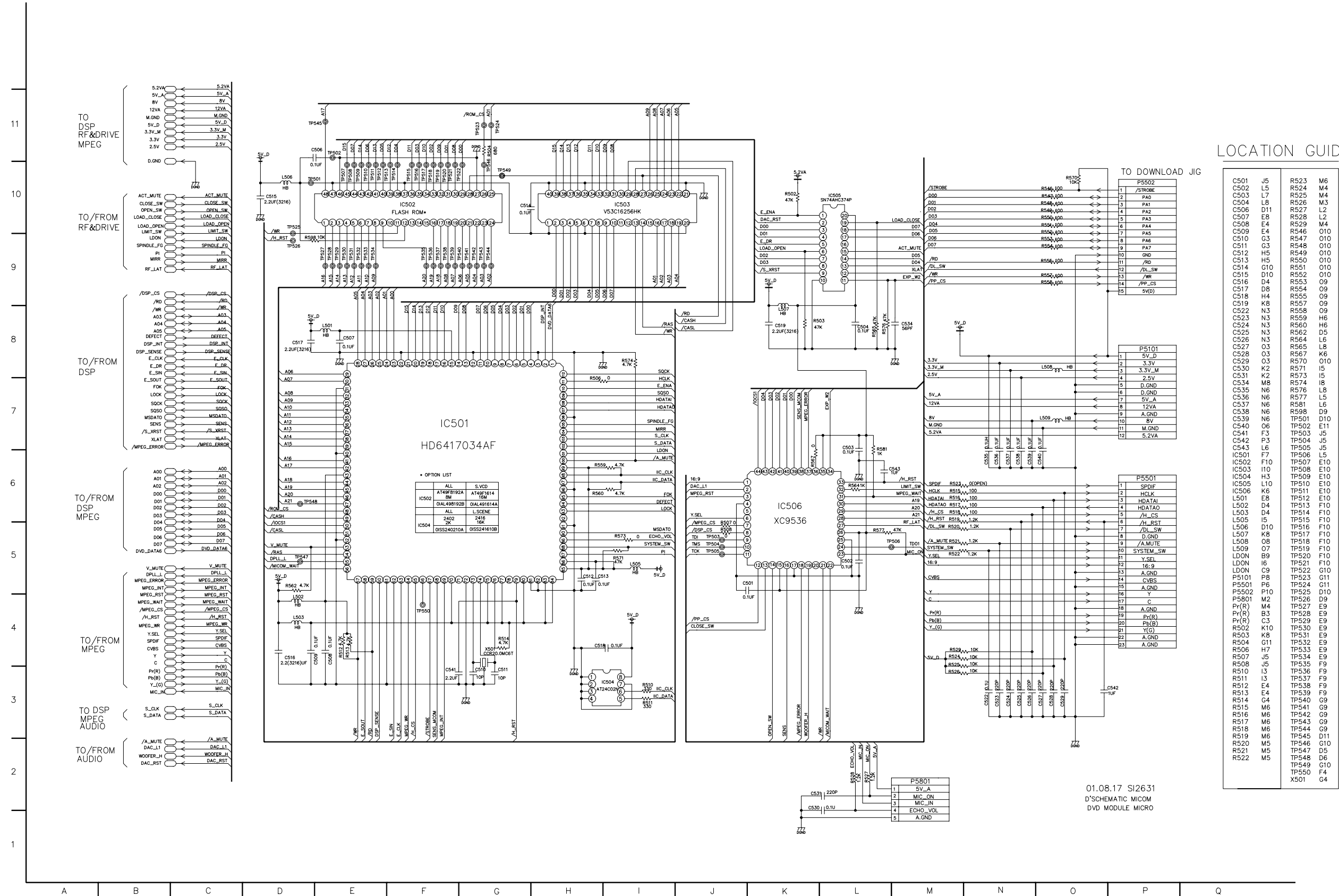
## LOCATION GUIDE



C201	E11	TP202	J11
C202	K4	TP203	I11
C203	C4	TP204	I11
C205	L7	TP205	I11
C206	G3	TP206	I11
C207	K11	TP207	K10
C210	K3	TP209	L9
C221	O8	TP210	L8
C223	E5	TP211	L8
C225	J2	TP212	L8
C226	J3	TP214	L8
C227	J3	TP215	L7
C228	J3	TP216	L7
C229	L3	TP218	M7
C232	E9	TP219	M7
C237	L9	TP220	M7
C238	L11	TP221	N7
C239	K10	TP223	M6
C240	K11	TP224	M6
C241	J10	TP225	N6
C242	L10	TP226	N6
C245	K10	TP228	N6
C250	N10	TP229	N6
C255	J2	TP230	N6
C256	M9	TP231	N6
C257	M8	TP232	L4
C258	J3	TP233	I3
C260	L11	TP234	I3
C270	E5	TP235	H3
C271	I2	TP241	L7
C272	J3	TP242	E2
C273	L3	TP243	E2
C274	L3	TP244	E2
C275	M9	TP245	E2
C276	M8	ZISENB	F11
C277	L9	ZISENB	O3
C278	J11	ZISENB	J11
C279	L10		
C280	L11		
C281	L10		
C284	C7		
C285	M4		
L201	K11		
L202	E7		
L203	E10		
L204	M10		
L207	L4		
L208	C10		
L211	L10		
IC201	H7		
IC203	M9		
IC204	D4		
IC205	C9		
R201	F3		
R202	F3		
R203	F3		
R204	F3		
R205	H2		
R206	H2		
R217	K11		
R218	E10		
R219	F10		
R220	F11		
R221	D5		
R230	H11		
R231	H11		
R232	H11		
R233	H11		
R234	H11		
R235	H11		
R236	H11		
R237	H11		
R239	E2		
R240	E3		
R241	E3		
R242	E3		
R244	G3		
R271	L6		
R273	L6		
R274	K10		
R275	K11		
R276	K10		
R277	K11		
R278	K2		
R279	K2		
R280	J3		
R281	M4		
R292	M10		
R293	M9		
R294	M9		
R295	M8		
R296	M8		
R297	M8		
RAS	D6		
RAS	B9		
REQZ1	G11		
REQZ1	O4		
REQZ1	N4		

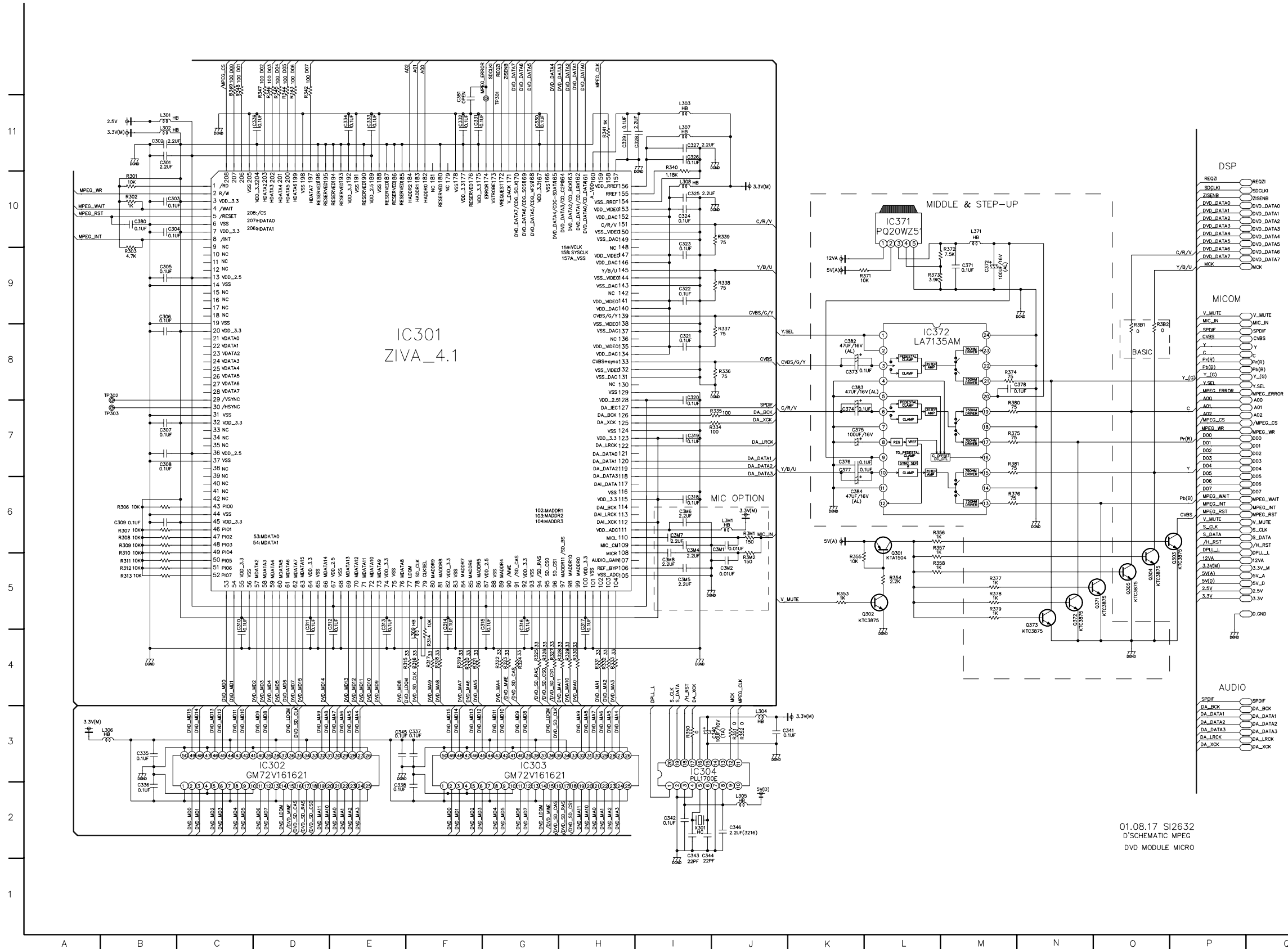
'01.08.17 SI2633  
D'SCHEMATIC DSP  
DVD MODULE DSP

# • μ-COM SCHEMATIC DIAGRAM



01.08.17 SI2631  
D'SCHEMATIC MICOM  
DVD MODULE MICRO

# • MPEG SCHEMATIC DIAGRAM

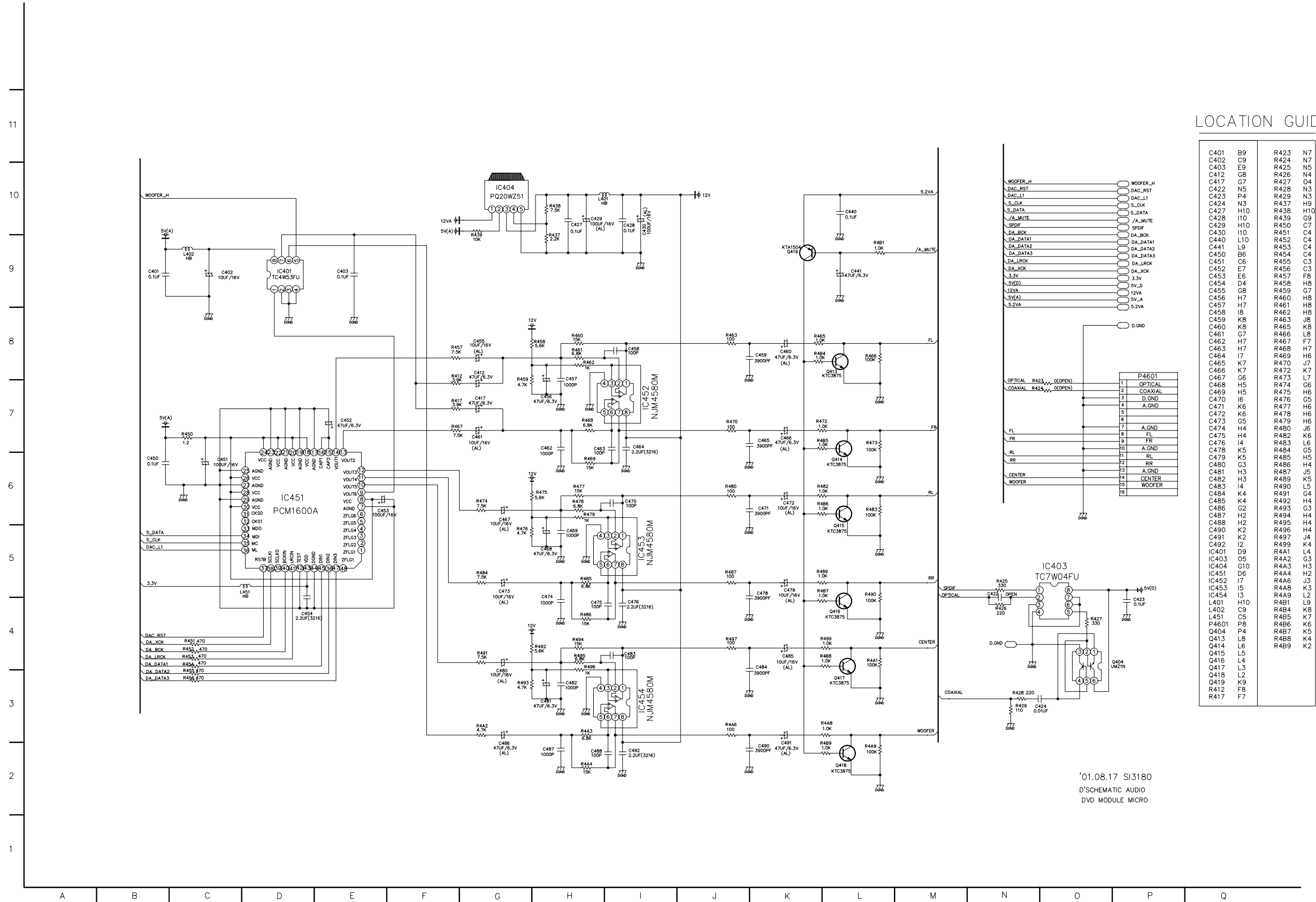


## LOCATION GUIDE

C301	B11	R309	B6
C302	B11	R310	B5
C303	B10	R311	B5
C304	B10	R312	B5
C305	B9	R313	B5
C306	B9	R314	F4
C307	B7	R315	F4
C308	B7	R316	F4
C309	B6	R317	F4
C310	C4	R318	F4
C311	D4	R319	F4
C312	E4	R320	F4
C313	E4	R321	F4
C314	F4	R322	G4
C315	G4	R323	G4
C316	G4	R324	G4
C317	H4	R325	G4
C318	I6	R326	G4
C319	I7	R327	G4
C320	I8	R328	H4
C321	I8	R329	H4
C322	I9	R330	H4
C323	I10	R331	H4
C324	I10	R332	H4
C325	I10	R333	H4
C326	I11	R334	H4
C327	I11	R335	H4
C328	I11	R336	J8
C329	H11	R337	J8
C330	G11	R338	J9
C331	F11	R339	J10
C332	F11	R340	I11
C333	E11	R341	H11
C334	E11	R342	D11
C335	B3	R343	D11
C336	B2	R344	D11
C337	F3	R345	D11
C338	E2	R346	D11
C339	D11	R347	D11
C340	J3	R348	C11
C341	J3	R349	C11
C342	I2	R350	I3
C343	I2	R351	I3
C344	I2	R352	J3
C345	E3	R353	K5
C346	J2	R354	L5
C371	M9	R355	K5
C372	M9	R356	L6
C373	K8	R357	L6
C374	K7	R358	L5
C375	K7	R371	K9
C376	K7	R372	M9
C377	K7	R373	L9
C378	M8	R374	M8
C380	B10	R375	M7
C381	F11	R376	M6
C382	K8	R377	M5
C383	K8	R378	M5
C384	K6	R379	M5
C381	J6	R380	M7
C3M2	J5	R381	M7
C3M4	I6	R381	O8
C3M5	I5	R382	O8
C3M6	I6	R3M1	J6
C3M7	I6	R3M2	J5
C3M8	I5	REQZ1	G12
IC301	E8	REQZ1	G10
IC302	D3	REQZ1	G11
IC303	G3	TP301	P10
IC304	I3	TP302	B8
IC371	I10	TP303	B7
IC372	L8	ZISENB	G12
L301	B11	ZISENB	G10
L302	B11	ZISENB	P10
L303	I11		
L304	J3		
L305	J2		
L306	B3		
L307	I11		
L308	I10		
L309	F4		
L371	M10		
Q301	U6		
Q302	K5		
Q303	P5		
Q304	O5		
Q305	O5		
Q371	O5		
Q372	N5		
Q373	N5		
R301	B10		
R302	B10		
R303	B9		
R306	B6		
R307	B6		
R308	B6		

01.08.17 SI2632  
D'SCHEMATIC MPEG  
DVD MODULE MICRO

# • AUDIO CONNECTION SCHEMATIC DIAGRAM



## LOCATION GUIDE

C401	B9	R423	N7
C402	C9	R424	N7
C403	E9	R425	N5
C412	G8	R426	N4
C417	G7	R427	O4
C422	N5	R428	N3
C423	P4	R429	N3
C424	N3	R437	H9
C427	H10	R438	H10
C428	I10	R439	G9
C429	H10	R450	C7
C430	I10	R451	C4
C440	L10	R452	C4
C441	L9	R453	C4
C450	B6	R454	C4
C451	C6	R455	C3
C452	E7	R456	C3
C453	E5	R457	F5
C454	D4	R458	H8
C455	G8	R459	G7
C456	H7	R460	H8
C457	H7	R461	H8
C458	I8	R462	H8
C459	K8	R463	J8
C460	K8	R465	K8
C461	G7	R466	L8
C462	H7	R467	F7
C463	H7	R468	H7
C464	I7	R469	H6
C465	K7	R470	J7
C466	K7	R472	K7
C467	G6	R473	L7
C468	H5	R474	G6
C469	H5	R475	H6
C470	I6	R476	G5
C471	K6	R477	H6
C472	K6	R478	H6
C473	G5	R479	H6
C474	H4	R480	J6
C475	H4	R482	K6
C476	I4	R483	L6
C478	K5	R484	G5
C479	K5	R485	H5
C480	G3	R486	H4
C481	H3	R487	J5
C482	H3	R489	K5
C483	I4	R490	L5
C484	K4	R491	C4
C485	K4	R492	H4
C486	G2	R493	G3
C487	H2	R494	H4
C488	H2	R495	H4
C490	K2	R496	H4
C491	K2	R497	J4
C492	I2	R499	K4
IC401	D9	R4A1	L4
IC403	O5	R4A2	G3
IC404	G10	R4A3	H3
IC451	D6	R4A4	H2
IC452	I7	R4A6	J3
IC453	I5	R4A8	K3
IC454	I3	R4A9	L2
L401	H10	R4B1	L9
L402	C9	R4B4	K8
L451	C5	R4B5	K7
P4601	P8	R4B6	K6
Q404	P4	R4B7	K5
Q413	L8	R4B8	K4
Q414	L6	R4B9	K2
Q415	L5		
Q416	L4		
Q417	L3		
Q418	L2		
Q419	K9		
R412	F8		
R417	F7		

'01.08.17 SI3180  
D'SCHEMATIC AUDIO  
DVD MODULE MICRO